

Technical data sheet for
**ELECTRIC RANGE CONVECTION
OVEN 900mm**

RN8610EC, RN8613EC, RN8616EC, RN8619EC



RN8610EC

- Heavy-duty construction
- 2.4kW open radiant elements
- Optional Hot Plate elements
- 300mm, 600mm and 600mm griddle plate options
- Optional Hot Plate elements
- GN 2/1 6.6kW electric convection oven
- Drop down door
- Stainless steel exterior
- Easy clean
- Easy service
- Fully modular
- Low back models (RNL) available

Overall Construction

- Galvanized steel chassis
- Welded hob with 1.5mm 304 stainless steel bull nose
- Splashback and hob sides 1.2mm 304 stainless steel
- Front panels and oven sides 0.9mm 304 stainless steel
- 150mm legs in 63mm dia. heavy-duty 1.2mm 304 stainless steel with adjustable feet

COOKTOP

- 2.4kW open radiant elements in heavy-duty welded element frames
- Vitreous enamelled element module and hob spill trays
- Hot Plate elements with machine finished 8mm steel plate (optional extra)
- 12mm thick mild steel griddle plates
- 2.5mm 304 stainless steel griddle splash guards
- Aluminised steel internal construction

Griddle sections are standard on RH side. Available on LH side or centre to order or by conversion.

OVEN

- Fully welded and vitreous enamelled oven liner
- GN 2/1 capacity with 4 position racking
- Heavy-duty easy remove heavy wire chrome rack supports
- Cast iron even heat oven sole plate
- 6.5kW heating elements
- 100W heavy-duty motor
- 200mm diameter heavy-duty circulation fan
- Welded frame drop down door with heavy-duty spring hinge system
- 0.9mm 304 stainless steel door outer
- 1.0mm press formed vitreous enamelled door inner
- High density fibreglass insulated
- Stay cool stainless steel door handle with cast metal handle mounts
- Supplied with two chrome wire oven racks

Controls

- Large easy use control knob - heat resistant reinforced
- Easy view control settings on knob

COOKTOP

- Radiant elements with energy regulator controls
- Hot Plate elements with energy regulator controls
- 50-320°C thermostat per 300mm griddle section
- Indicator lights for power and heating for each element control

OVEN

- 50-320°C thermostatic control
- Indicator lights for power and heating

Cleaning and Servicing

- All models with easy clean stainless steel external finish
- Removable vitreous enamelled element module and hob spill trays
- Hinge up element and griddle sections
- Removable oven racking and sole plate
- Easy clean vitreous enamel oven and door inner
- Door hinge spring adjustable on unit (door outer removed)
- Door disengages for lift off removal and increased service access
- All parts front accessible from installed position
- Access to all parts from front of unit

Technical data sheet for

ELECTRIC RANGE CONVECTION OVEN 900mm

Specifications

COOKTOP

- 2.4 kW Open Radiant elements
- 2.0 kW Hot Plate elements
- 3.6 kW Griddle elements
(per 300mm griddle section)

OVEN

- 4.5kW bottom heat element
- 2.0kW top heat element

Oven Fan Motor

100W

Electrical requirements

RN8610EC	21.0 kW
RN8613EC	19.8 kW
RN8616EC	18.6 kW
RN8619EC	17.4 kW

Electrical connection

- 20.9 kW max.
- 400-415Vac, 50/60hz, 3P+N+E
- L1 29.3A max.
- L2 29.3A max.
- L3 28.3A max.

GRIDDLE PLATE

- 300mm Griddle cooking surface
292mm x 475mm, 1387cm²
- 600mm Griddle cooking surface
592mm x 475mm, 2812cm²
- 900mm Griddle cooking surface
892mm x 475mm, 4237cm²

OVEN DIMENSIONS

- Width 665mm
- Depth 650mm
- Height 400mm
- Rack size 650mm x 600mm
- Rack positions 4

Electrical connection

- 69mm from RH side, 484mm from rear,
and 150mm from floor

DIMENSIONS

- Width 900mm
- Depth 805mm
- Height 915mm
- Incl. splashback 1130mm
- Incl. low back 970mm

NETT WEIGHT

198kg

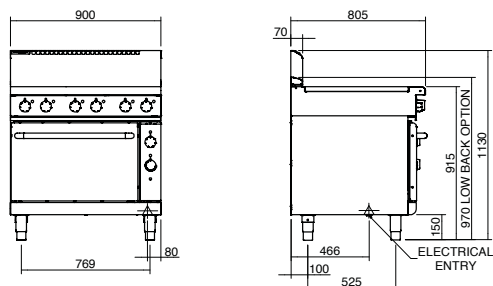
PACKING DATA

- 1.03m³, 263kg
- Width 945mm
- Depth 870mm
- Height 1255mm

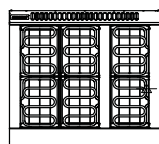
OPTIONS AT EXTRA COST

- Hot Plate elements
(replace individual open radiant elements)
- Ribbed griddle plates
- Joining caps
- Castors
- Plinth mounting

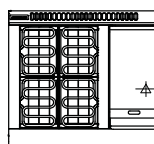
RN8610EC, RN8613EC, RN8616EC, RN8619EC



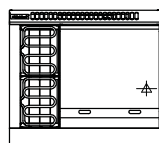
RN8610EC



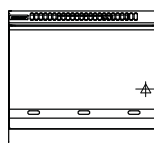
RN8613EC



RN8616EC



RN8619EC



Waldorf
800 SERIES

MOFFAT

Australia
www.moffat.com.au
New Zealand
www.moffat.co.nz

Australia
Moffat Pty Limited

Victoria/Tasmania
740 Springvale Road
Mulgrave, Victoria 3170
Telephone 03-9518 3888
Facsimile 03-9518 3833
vsales@moffat.com.au

New South Wales
Telephone 02-8833 4111
nswsales@moffat.com.au

South Australia
Telephone 03-9518 3888
vsales@moffat.com.au

Queensland
Telephone 07-3630 8600
qldsales@moffat.com.au

Western Australia
Telephone 08-9202 6820
bgarcia@moffat.com.au

New Zealand
Moffat Limited

Christchurch
Telephone 03-389 1007
sales@moffat.co.nz

Auckland
Telephone 09-574 3150
sales@moffat.co.nz



Designed and manufactured by

MOFFAT

ISO9001
All Waldorf products are designed and manufactured by Moffat using the internationally recognised ISO9001 quality management system, covering design, manufacture and final inspection, ensuring consistent high quality at all times.

In line with policy to continually develop and improve its products, Moffat Limited reserves the right to change specifications and design without notice.

Printed in New Zealand
© Copyright Moffat Limited
Moffat/BH/6864

